

# SHAW-BOX® Quick Reference List

## Standard headroom hoists for single girder cranes

Contact Muskegon Customer Service  
 Toll Free ..... 800 742-9269  
 Direct Dial ..... 231 733-0821  
 Toll Free Sales/Service Fax ..... 800 742-9270  
 Direct Dial Sales Service Fax ..... 231 733-3401

Cap. Tons	Max. Lift (ft)	Hst. Spd. fpm	Model Number	List Price w/MDT	Net Wt.	Trolley				Hoist Motor HP	Rope Dia.	Fig. No.	AT	BT	C	D	E	F	G	J	K	AP	AQ	Beam*			Estimated Wheel Load in Lbs.	
						Motor HP	Speed FPM	Whl. Dia.	Min. Width															Max. Width	Min. Depth	High Hook	Low Hook	
1	25	18	80M01-025S18-1	5234	266	1/4	75	4	2	1/4	1	13 15/16	22 11/16	10 5/8	11 1/8	12	16 7/8	12	9 3/8	10 1/4	2	3 7/8	3	5	6	945	926	
	25	28	80M01-025S28-1	5234	291	1/4	75	4	2	1/4	1	13 15/16	22 11/16	10 5/8	11 1/8	12	16 7/8	12	9 3/8	10 1/4	2	3 7/8	3	5	6	959	941	
	50	18	80M01-050S18-1	5877	385	1/4	60	4	2	1/4	1	13 11/16	22 11/16	11 3/4	17	12	16 7/8	12	9 1/8	10 1/2	3	7 3/16	3 5/8	6	7	1059	1209	
	50	28	80M01-050S28-1	5877	415	1/4	60	4	2	1/4	1	13 11/16	22 11/16	11 3/4	17	12	16 7/8	12	9 1/8	10 1/2	3	7 3/16	3 5/8	6	7	1075	1226	
2	20	14	80M02-020S14-1	5062	385	1/4	60	4	2	5/16	1	13 11/16	24 7/16	10 5/8	11 1/8	12	16 7/8	12-1/2	9 3/8	10 1/4	2	3 7/8	3 5/8	6	7	1760	1728	
	20	28	80M02-020S28-1	5944	385	1/4	60	4	4	5/16	1	13 11/16	24 7/16	10 5/8	11 1/8	12	16 7/8	12-1/2	9 3/8	10 1/4	2	3 7/8	3 5/8	6	7	1760	1728	
	40	14	80M02-040S14-1	5927	410	1/4	60	4	2	5/16	1	13 11/16	24 7/16	11 3/4	17	12	16 7/8	12-1/2	9 1/8	10 1/2	3	7 3/8	3 5/8	6	7	2019	2365	
	40	28	80M02-040S28-1	6525	410	1/4	60	4	4	5/16	1	13 11/16	24 7/16	11 3/4	17	12	16 7/8	12-1/2	9 1/8	10 1/2	3	7 3/8	3 5/8	6	7	2019	2365	
3	30	8	80M03-030S08-1	6285	535	1/2	50	6 1/2	2	5/16	2	15 1/16	27 3/16	12 1/2	22 3/8	13-1/2	17-1/4		9 1/8	10 1/2	1 1/32	5 3/8	4	6 1/4	8	2169	3121	
	30	18	80M03-030S18-1	7589	525	1/2	50	6 1/2	4	5/16	2	15 1/16	27 3/16	12 1/2	22 3/8	13-1/2	17-1/4		9 1/8	10 1/2	1 1/32	5 3/8	4	6 1/4	8	2166	3118	
5	26	15	72M05-026S15-1	9759	1050	1/2	50	6 1/2	5	3/8	3	17 7/8	37 7/8	22 3/4	30 1/4	13-1/2	18		11 5/8	13 1/8	3 3/4	4 7/8	4	6 1/4	8	4961	3703	
	7 1/2	22	72M07-022S14-1	12637	1100	1/2	50	6 1/2	7.5	7/16	3	17 7/8	38	25 5/8	30 1/4	13-1/2	18		11 5/8	13 1/8	3 1/4	4 3/4	4	6 1/4	8	6951	5693	

\* For minimum curve radius consult main catalog

### Optional Equipment

- TWO SPEED HOIST (add)**  
 2 - 4 hp ..... 495  
 5 hp ..... 1047  
 7 1/2 hp ..... 1401
- TWO SPEED TROLLEY (add)** ..... 420
- CONTROL ENCLOSURES**  
 Shaw-Box weather resistant  
 Hoist only ..... 112  
 Hoist & motor driven trolley ..... 252
- NEMA 4/12**  
 (includes modification of standard block limit switch)  
 Single speed hoist or single speed hoist with motor driven trolley ..... 962  
 Two speed hoist with single or two speed two speed motor driven trolley ..... 1113
- FUSED CONTROL CIRCUIT (required for OSHA compliance)**  
 Motorized hoist & trolley ..... 337
- FUSED LINE CIRCUIT - MOTOR FUSES**  
 (hoist or trolley - per motion)  
 Single speed control ..... 182  
 Two speed control ..... 353
- HOIST LIMIT SWITCHES**  
 NEMA 1 upper block operated control circuit switch ..... STD  
 Geared NEMA 4/12 upper/lower control circuit (adds 3" to headroom) ..... 395
- WEIGHT WATCHER OVERLOAD**  
 Built-in mechanical overload device factory installed (not available on 25 hp) ..... 364
- MAINLINE POWER** ..... 795

- PUSH BUTTONS - (add)**  
 Additional buttons (per pair of buttons)  
 Stop-start ..... 90  
 Single speed ..... 42  
 Two speed ..... 42
- Deduct for omitting push button assembly  
 Single speed hoist ..... deduct ... -(64)  
 Two speed hoist ..... deduct ... -(76)  
 Single speed hoist/single speed trolley ..... deduct ... -(88)  
 Two speed hoist/single or two speed trolley ..... deduct ... -(114)

### VARIABLE FREQUENCY CONTROL

"Under-the-cover" Inverter Controls for the 800 Series Hoists Using the Electromotive P3 Drive

Control Combination	Maximum Hoist HP	Maximum Trolley HP	Inverter Size	List Price Adds	
				230 volts	460 volts
Hoist Only	1	N/A	P3	954	1148
	2			1129	1148
	4			1583	1652
Trolley Only	N/A	0.5		850	941
Hoist & Trolley	1	1		1801	2089
	2			1978	2089
	4			2435	2241

### Inverter Controls for 700 Series Hoists - Hoist or Trolley Motion

Maximum HP	Inverter Size	List Price Adds	
		230 volts	460 volts
5	P3	2403	2427
7 1/2		2885	3147

- BUMPERS (trolley with Safety Lugs)**  
 Rubber bumpers ..... 546
- TROLLEY BRAKES**  
 Single motor trolley ..... 410  
 Double motor trolley ..... 817

### Trolleys Flange Width Ranges

Hoist Type	Tons Cap.	Feet Lift	Range in Inches		
			Standard	1st Ext.	2nd Ext.
800	1	25	3-5	5-1/8 - 7-1/4	7-1/2 - 9-1/8
	1	50	3-5/8 - 6	6-1/4 - 8-5/8	8-7/8 - 11-1/4
	2	20/40			
	3	30	4 - 6-1/4	6-3/8 - 8-5/8	8-3/4 - 11
	5	20			
7 1/2	22				

- ADD FOR TROLLEY FLANGE WIDTH EXTENSION**  
 First extension ..... 51  
 Second extension ..... 104

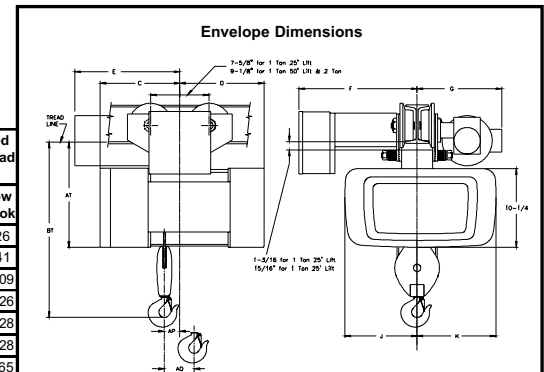


Fig. 1

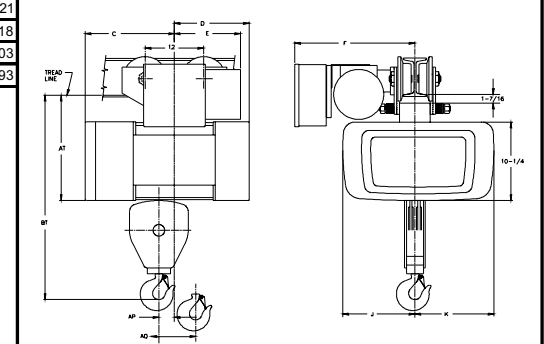


Fig. 2

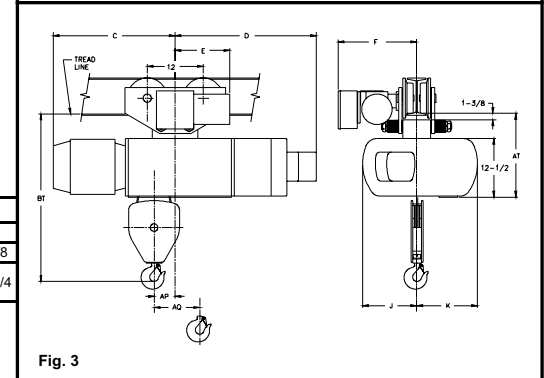


Fig. 3

Effective January 2008  
 LT/SPL-7059-0108